


## Directions to the RADIOLOGY WAITING ROOM From Registration

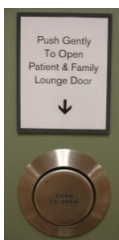
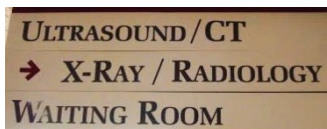
- Turn RIGHT out of the registration area and follow the hall past the gift shop/lab draw to the end of the hall then turn LEFT
  - **DO NOT GO THROUGH THE DOOR**
- Take the S elevators to the 3rd floor



- Make a LEFT off of the elevators until you see the chandelier. At the chandelier turn RIGHT



- Proceed halfway down the hallway to the sign  
“Ultrasound/CT/X-Ray/Radiology Waiting Room”



Press the large silver button on the wall to open the door and check in with the Receptionist